

Introductory sub-table (I)(a)


Name of the Company: RSC INTERNATIONAL LIMITED			
Scrip Code, Name of the scrip, class of security: 530179			
Quarter ended: 30th September,2014			
Partly paid-up shares:-			
	No. of partly paid-up shares	As a % of total no. of partly paid-up shares	As a % of total no. of shares of the company
Held by promoter/promoter group	0	0	0
Held by public	476800	100	8.29
Total	476800	100	8.29
Outstanding convertible securities:-			
	No. of outstanding securities	As a % of total no. of outstanding convertible securities	As a % of total no. of shares of the company, assuming full conversion of the convertible securities
Held by promoter/promoter group	0	0	0
Held by public	0	0	0
Total	0	0	0
Warrants:-			
	No. of warrants	As a % of total no. of warrants	As a % of total no. of shares of the company, assuming full conversion of warrants
Held by promoter/promoter group	0	0	0
Held by public	0	0	0
Total	0	0	0
Total paid-up capital of the company, assuming full conversion of warrants and convertible securities		5749700	

Certified true copy
For RSC International Ltd

[Signature]
Authorized signatory


Statement Showing Shareholding Pattern								
Category code	Category of Shareholder	Number of Shareholders	Table (I)(a)		Total shareholding as a percentage of total number of shares		Shares Pledged or otherwise encumbered	
			Total number of shares	Number of shares held in dematerialized form	As a percentage of (A+B) ¹	As a percentage of (A+B+C)	Number of shares	As a percentage
			(IV)	(V)	(VI)	(VII)	(VIII)	(IX)= (VIII)/(IV)*100
(A)	Shareholding of Promoter and Promoter							
1	Indian							
(a)	Individuals/ Hindu Undivided Family							
		6	1501460	1488460	26.11	26.11	0	0.00
(b)	Central Government/ State Government(s)	0	0	0	0.00	0.00	0	0.00
(c)	Bodies Corporate	1	628360	628360	10.93	10.93	0	0.00
(d)	Financial Institutions/ Banks	0	0	0	0.00	0.00	0	0.00
(e)	Any Others(Specify)							
(e-i)	Directors & Relatives	17	36400	0	0.63	0.63	0	0.00
(e-ii)					0.00	0.00	0	0.00
	Sub Total(A)(1)	24	2166220	2116820	37.68	37.68	0	0.00
2	Foreign							
a	Individuals (Non-Residents Individuals/ Foreign Individuals)	0	0	0	0.00	0.00	0	0.00
b	Bodies Corporate	0	0	0	0.00	0.00	0	0.00
c	Institutions	0	0	0	0.00	0.00	0	0.00
d	Qualified Foreign Investor	0	0	0	0.00	0.00	0	0.00
e	Any Others(Specify)	0	0	0	0.00	0.00	0	0.00
e-i								
e-ii								
	Sub Total(A)(2)	0	0	0	0.00	0.00	0	0.00
	Total Shareholding of Promoter and	24	2166220	2116820	37.68	37.68	0	0.00
(B)	Public shareholding							
1	Institutions							
(a)	Mutual Funds/ UTI	0	0	0	0.00	0.00	0	0.00
(b)	Financial Institutions / Banks	0	0	0	0.00	0.00	0	0.00
(c)	Central Government/ State Government(s)	0	0	0	0.00	0.00	0	0.00
(d)	Venture Capital Funds	0	0	0	0.00	0.00	0	0.00
(e)	Insurance Companies	0	0	0	0.00	0.00	0	0.00
(f)	Foreign Institutional Investors	0	0	0	0.00	0.00	0	0.00
(g)	Foreign Venture Capital Investors	0	0	0	0.00	0.00	0	0.00
(h)	Qualified Foreign Investor	0	0	0	0.00	0.00	0	0.00
(i)	Any Other (specify)	0	0	0	0.00	0.00	0	0.00
(i-ii)								
(i-ii)								
	Sub-Total (B)(1)	0	0	0	0.00	0.00	0	0.00

Certified true copy
For RSC International Ltd.


Authorized signatory

B 2	Non-institutions							
(a)	Bodies Corporate	13	94100	82500	1.64	1.64	0	0.00
(b)	Individuals				0.00	0.00		
I	Individuals -i. Individual shareholders holding nominal share capital up to Rs 1 lakh	2957	3061880	120200	53.25	53.25	0	0.00
II	ii. Individual shareholders holding nominal share capital in excess of Rs. 1 lakh.	0	0	0	0.00	0.00	0	0.00
(c)	Qualified Foreign Investor	0	0	0	0.00	0.00	0	0.00
(d)	Any Other (specify)	0	0	0	0.00	0.00	0	0.00
(d-i)	NRI-Repatriable							
		26	71800	800	1.25	1.25	0	0.00
(d-ii)	Resident (HUF)	3	355700	354800	6.19	6.19	0	0.00
	Sub-Total (B)(2)	2999	3583480	558300	62.32	62.32	0	0.00
(B)	Total Public Shareholding (B)= (B)(1)+(B)(2)	2999	3583480	558300	62.32	62.32	0	0.00
	TOTAL (A)+(B)	3023	5749700	2675120	100.00	100.00	0	0.00
(C)	Shares held by Custodians and against which Depository Receipts have been issued							
1	Promoter and Promoter Group	0	0	0	0	0.00	0	0.00
2	Public	0	0	0	0	0.00	0	0.00
	Sub-Total (C)	0	0	0	0	0	0	0
	GRAND TOTAL (A)+(B)+(C)	3023	5749700	2675120		100.00	0	0.00

Certified true copy
For RSC International Ltd.


Authorized signatory

(I)(b) Statement showing holding of securities (including shares, warrants, convertible securities) of persons belonging to the category "Promoter and Promoter Group"

Sr. No.	Name of the shareholder	Details of Shares held		Encumbered shares (*)			Details of warrants		Details of convertible securities		Total shares (including underlying shares assuming full conversion of warrants and convertible securities) as a % of diluted share capital
		Number of shares held	As a % of grand total (A)+(B)+(C)	No.	As a percentage	As a % of grand total (A)+(B)+(C) of sub-clause (I)(a)	Number of warrants held	As a % total number of warrants of the same class	Number of convertible securities held	As a % total number of convertible securities of the same class	
(I)	(II)	(III)	(IV)	(V)	(VI)=(V)/(III)*100	(VII)	(VIII)	(IX)	(X)	(XI)	(XII)
1	Alka Jain	487930.00	8.49	0.00	0.00	0.00	0.00	0.00	0.00	0.00	
2	Alka Jain/Ankur Jain	3500.00	0.06	0.00	0.00	0.00	0.00	0.00	0.00	0.00	
3	Alka Jain/Ankur Jain	3000.00	0.05	0.00	0.00	0.00	0.00	0.00	0.00	0.00	
4	Ankur Jain	535800.00	9.32	0.00	0.00	0.00	0.00	0.00	0.00	0.00	
5	Ghyanchand Jain	464730.00	8.08	0.00	0.00	0.00	0.00	0.00	0.00	0.00	
6	Ghyanchand Jain	6500.00	0.11	0.00	0.00	0.00	0.00	0.00	0.00	0.00	
7	Mascot Fashions P.L	628360.00	10.93	0.00	0.00	0.00	0.00	0.00	0.00	0.00	
8	Ashok Jain	2500.00	0.04	0.00	0.00	0.00	0.00	0.00	0.00	0.00	
9	Avinash Jain	2100.00	0.04	0.00	0.00	0.00	0.00	0.00	0.00	0.00	
10	Bansilal Jain	3000.00	0.05	0.00	0.00	0.00	0.00	0.00	0.00	0.00	
11	Bagh Chand Jain	2500.00	0.04	0.00	0.00	0.00	0.00	0.00	0.00	0.00	
12	Chain Raj Meena	2500.00	0.04	0.00	0.00	0.00	0.00	0.00	0.00	0.00	
13	Dharamchand Jain	100.00	0	0.00	0.00	0.00	0.00	0.00	0.00	0.00	
14	G L Sharma	2500.00	0.04	0.00	0.00	0.00	0.00	0.00	0.00	0.00	
15	Lal Chand Jain	1000.00	0.02	0.00	0.00	0.00	0.00	0.00	0.00	0.00	
16	Mahaveer Prasad	2500.00	0.04	0.00	0.00	0.00	0.00	0.00	0.00	0.00	
17	Mahendra Kumar	2500.00	0.04	0.00	0.00	0.00	0.00	0.00	0.00	0.00	
18	Manju Devi	2500.00	0.04	0.00	0.00	0.00	0.00	0.00	0.00	0.00	
19	Padam Chand	2500.00	0.04	0.00	0.00	0.00	0.00	0.00	0.00	0.00	
20	Prem Chand	5000.00	0.09	0.00	0.00	0.00	0.00	0.00	0.00	0.00	
21	Sanju Devi	2500.00	0.04	0.00	0.00	0.00	0.00	0.00	0.00	0.00	
22	Sushila Devi	2500.00	0.04	0.00	0.00	0.00	0.00	0.00	0.00	0.00	
23	Sushila Jain	100.00	0	0.00	0.00	0.00	0.00	0.00	0.00	0.00	
24	Vimal Kumar Jain	100.00	0	0.00	0.00	0.00	0.00	0.00	0.00	0.00	
TOTAL		2166220.00	37.68	0	0.00	0.00	0	0	0	0	0

(*) The term "encumbrance" has the same meaning as assigned to it in regulation 28(3) of the SAST Regulations, 2011


Certified true copy
For RSC International Ltd.

Authorized signatory

(I)(c)(i) Statement showing holding of securities (including shares, warrants, convertible securities) of persons belonging to the category "Public" and holding more than 1% of the total number of shares

Sr. No.	Name of the shareholder	Number of shares held	Shares as a percentage of total number of shares {i.e., Grand Total (A)+(B)+(C) indicated in Statement at para (I)(a) above}	Details of warrants		Details of convertible securities		Total shares (including underlying shares assuming full conversion of warrants and convertible securities) as a % of diluted share capital
				Number of warrants held	As a % total number of warrants of the same class	Number of convertible securities held	% w.r.t total number of convertible securities of the same class	
1	Libord Finance Ltd	79100	1.38	0	0	0	0	0
2	Nidhi Dusad	99390	1.73	0	0	0	0	0
3	Vipul Dusad	192630	3.35	0	0	0	0	0
4	Triza Jain	450735	7.84	0	0	0	0	0
TOTAL		821855	14.29	0	0	0	0	0

Certified true copy
For RSC International Ltd.


Authorized signatory

(l)(c)(ii) Statement showing holding of securities (including shares, warrants, convertible securities) of persons (together with PAC) belonging to the category "Public" and holding more than 5% of the total number of shares of the company

Sr. No.	Name(s) of the shareholder(s) and the Persons Acting in Concert (PAC) with them	Number of shares	Shares as a percentage of total number of shares {i.e., Grand Total (A)+(B)+(C) indicated in Statement at para (l)(a) above}	Details of warrants		Details of convertible securities		Total shares (including underlying shares assuming full conversion of warrants and convertible securities) as a % of diluted share capital
				Number of warrants	As a % total number of warrants of the same class	Number of convertible securities held	% w.r.t total number of convertible securities of the same class	
		0		0	0	0	0	0
TOTAL		0	0.00	0	0	0	0	0

Certified true copy
For RSC International Ltd.




Authorized signatory

(I)(d) Statement showing details of locked-in shares

Sr. No.	Name of the shareholder	Number of locked-in shares	Locked-in shares as a percentage of total number of shares {i.e., Grand Total (A)+(B)+(C) indicated in Statement at para (I)(a) above}
1			0.00
2			0.00
3			0.00
4			0.00
5			0.00
6			0.00
7			0.00
8			0.00
9			0.00
			0.00
TOTAL		0	0.00


Certified true copy
For RSC International Ltd.


Authorized signatory

(II)(a) Statement showing details of Depository Receipts (DRs)

Sr. No.	Type of outstanding DR (ADRs, GDRs, SDRs, etc.)	Number of outstanding DRs	Number of shares underlying outstanding DRs	Shares underlying outstanding DRs as a percentage of total number of shares {i.e., Grand Total (A)+(B)+(C) indicated in Statement at para (I)(a) above}
1				0.00
2				0.00
3				0.00
4				0.00
5				0.00
6				0.00
7				0.00
8				0.00
9				0.00
TOTAL		0	0	0.00

Certified true copy
For RSC International Ltd.


Authorized signatory

(II)(b) Statement showing holding of Depository Receipts (DRs), where underlying shares held by "promoter/promoter group" are in excess of 1% of the total number of shares

Sr. No.	Name of the DR Holder	Type of outstanding DR (ADRs, GDRs, SDRs, etc.)	Number of shares underlying outstanding DRs	Shares underlying outstanding DRs as a percentage of total number of shares {i.e., Grand Total (A)+(B)+(C) indicated in Statement at para (I)(a) above}
1				0.00
2				0.00
3				0.00
4				0.00
5				0.00
6				0.00
7				0.00
8				0.00
9				0.00
TOTAL			0	0.00

Certified true copy
For RSC International Ltd.



Authorized signatory