


Introductory sub-table (I)(a)

Name of the Company: RSC INTERNATIONAL LIMITED			
Scrip Code, Name of the scrip, class of security: 530179			
Quarter ended: 30th June, 2014			
Partly paid-up shares:-			
	No. of partly paid-up shares	As a % of total no. of partly paid-up shares	As a % of total no. of shares of the company
Held by promoter/promoter group	0	0	0
Held by public	953600	100	16.59
Total	953600	100	16.59
Outstanding convertible securities:-			
	No. of outstanding securities	As a % of total no. of outstanding convertible securities	As a % of total no. of shares of the company, assuming full conversion of the convertible securities
Held by promoter/promoter group	0	0	0
Held by public	0	0	0
Total	0	0	0
Warrants:-			
	No. of warrants	As a % of total no. of warrants	As a % of total no. of shares of the company, assuming full conversion of warrants
Held by promoter/promoter group	0	0	0
Held by public	0	0	0
Total	0	0	0
Total paid-up capital of the company, assuming full conversion of warrants and convertible securities		5749700	

Certified true copy
For RSC International Ltd.


Authorized signatory

Statement Showing Shareholding Pattern

Table (I)(a)

Category code	Category of Shareholder	Number of Shareholders	Total number of shares	Number of shares held in dematerialized form	Total shareholding as a percentage of total number of shares		Shares Pledged or otherwise encumbered	
					As a percentage of (A+B) ¹	As a percentage of (A+B+C)	Number of shares	As a percentage
(i)	(ii)	(iii)	(iv)	(v)	(vi)	(vii)	(viii)	(ix) = (viii)/(iv)*100
(A)	Shareholding of Promoter and Promoter							
1	Indian							
(a)	Individuals/ Hindu Undivided Family							
(b)	Central Government/ State Government(s)	5	1494960	1488460	26.00	26.00	0	0.00
(c)	Bodies Corporate	0	0	0	0.00	0.00	0	0.00
(d)	Financial Institutions/ Banks	1	628360	628360	10.93	10.93	0	0.00
(e)	Any Others (Specify)	0	0	0	0.00	0.00	0	0.00
(e-i)	Directors & Relatives	18	39900	0	0.69	0.69	0	0.00
(e-ii)					0.00	0.00	0	0.00
	Sub Total(A)(1)	24	2163220	2116820	37.62	37.62	0	0.00
2	Foreign							
a	Individuals (Non-Residents Individuals/ Foreign Individuals)	0	0	0	0.00	0.00	0	0.00
b	Bodies Corporate	0	0	0	0.00	0.00	0	0.00
c	Institutions	0	0	0	0.00	0.00	0	0.00
d	Qualified Foreign Investor	0	0	0	0.00	0.00	0	0.00
e	Any Others (Specify)	0	0	0	0.00	0.00	0	0.00
(e-i)								
(e-ii)								
	Sub Total(A)(2)	0	0	0	0.00	0.00	0	0.00
	Total Shareholding of Promoter and	24	2163220	2116820	37.62	37.62	0	0.00
(B)	Public shareholding							
1	Institutions							
(a)	Mutual Funds/ UTI	0	0	0	0.00	0.00	0	0.00
(b)	Financial Institutions/ Banks	0	0	0	0.00	0.00	0	0.00
(c)	Central Government/ State Government(s)	0	0	0	0.00	0.00	0	0.00
(d)	Venture Capital Funds	0	0	0	0.00	0.00	0	0.00
(e)	Insurance Companies	0	0	0	0.00	0.00	0	0.00
(f)	Foreign Institutional Investors	0	0	0	0.00	0.00	0	0.00
(g)	Foreign Venture Capital Investors	0	0	0	0.00	0.00	0	0.00
(h)	Qualified Foreign Investor	0	0	0	0.00	0.00	0	0.00
(i)	Any Other (specify)	0	0	0	0.00	0.00	0	0.00
(i-i)								
(i-ii)								
	Sub-Total (B)(1)	0	0	0	0.00	0.00	0	0.00
B 2	Non-institutions							
(a)	Bodies Corporate	12	98300	82000	1.71	1.71	0	0.00
(b)	Individuals				0.00	0.00		
I	Individuals-i. Individual shareholders holding nominal share capital up to Rs 1 lakh	3000	3416380	475500	59.42	59.42	0	0.00
II	Individual shareholders holding nominal share capital in excess of Rs. 1 lakh	0	0	0	0.00	0.00	0	0.00
(c)	Qualified Foreign Investor	0	0	0	0.00	0.00	0	0.00
(d)	Any Other (specify)	0	0	0	0.00	0.00	0	0.00
(d-i)	NRI-Repatriable	26	71800	800	1.25	1.25	0	0.00
(d-ii)								
	Sub-Total (B)(2)	3038	3586480	558300	62.38	62.38	0	0.00
(B)	Total Public Shareholding (B)= (B)(1)+(B)(2)	3038	3586480	558300	62.38	62.38	0	0.00
	TOTAL (A)+(B)	3062	5749700	2675120	100.00	100.00	0	0.00
(C)	Shares held by Custodians and against which Depository Receipts have been issued							
1	Promoter and Promoter Group	0	0	0	0	0.00	0	0.00
2	Public	0	0	0	0	0.00	0	0
	Sub-Total (C)	0	0	0	0	0	0	0
	GRAND TOTAL (A)+(B)+(C)	3062	5749700	2675120	100.00	100.00	0	0.00

Certified true copy
For RSC International Ltd.

Authorized signatory

(I)(b) Statement showing holding of securities (including shares, warrants, convertible securities) of persons belonging to the category "Promoter and Promoter Group"

Sr. No.	Name of the shareholder	Details of Shares held		Encumbered shares (*)			Details of warrants		Details of convertible securities		Total shares (including underlying shares assuming full conversion of warrants and convertible securities) as a % of diluted share capital
		Number of shares held	As a % of grand total (A) + (B) + (C)	No.	As a percentage	As a % of grand total (A)+(B)+(C) of sub-clause (I)(a)	Number of warrants held	As a % total number of warrants of the same class	Number of convertible securities held	As a % total number of convertible securities of the same class	
(I)	(II)	(III)	(IV)	(V)	(VI)=(V)/(III)*100	(VII)	(VIII)	(IX)	(X)	(XI)	(XII)
1	Alka Jain	487930.00	8.49	0.00	0.00	0.00	0.00	0.00	0.00	0.00	
2	Alka Jain/Ankur Jain	3500.00	0.06	0.00	0.00	0.00	0.00	0.00	0.00	0.00	
3	Alka Jain/Ankur Jain	3000.00	0.05	0.00	0.00	0.00	0.00	0.00	0.00	0.00	
4	Ankur Jain	535800.00	9.32	0.00	0.00	0.00	0.00	0.00	0.00	0.00	
5	Ghyanchand Jain	464730.00	8.08	0.00	0.00	0.00	0.00	0.00	0.00	0.00	
6	Mascot Fashions P.L	628360.00	10.93	0.00	0.00	0.00	0.00	0.00	0.00	0.00	
7	Ashok Jain	2500.00	0.04	0.00	0.00	0.00	0.00	0.00	0.00	0.00	
8	Avinash Jain	2100.00	0.04	0.00	0.00	0.00	0.00	0.00	0.00	0.00	
9	Bansilal Jain	3000.00	0.05	0.00	0.00	0.00	0.00	0.00	0.00	0.00	
10	Bagh Chand Jain	2500.00	0.04	0.00	0.00	0.00	0.00	0.00	0.00	0.00	
11	Chain Raj Meena	2500.00	0.04	0.00	0.00	0.00	0.00	0.00	0.00	0.00	
12	Clive Singh	3500.00	0.06	0.00	0.00	0.00	0.00	0.00	0.00	0.00	
13	Dharamchand Jain	100.00	0	0.00	0.00	0.00	0.00	0.00	0.00	0.00	
14	G L Sharma	2500.00	0.04	0.00	0.00	0.00	0.00	0.00	0.00	0.00	
15	Lal Chand Jain	1000.00	0.02	0.00	0.00	0.00	0.00	0.00	0.00	0.00	
16	Mahaveer Prasad	2500.00	0.04	0.00	0.00	0.00	0.00	0.00	0.00	0.00	
17	Mahendra Kumar	2500.00	0.04	0.00	0.00	0.00	0.00	0.00	0.00	0.00	
18	Manju Devi	2500.00	0.04	0.00	0.00	0.00	0.00	0.00	0.00	0.00	
19	Padam Chand	2500.00	0.04	0.00	0.00	0.00	0.00	0.00	0.00	0.00	
20	Prem Chand	5000.00	0.09	0.00	0.00	0.00	0.00	0.00	0.00	0.00	
21	Sanju Devi	2500.00	0.04	0.00	0.00	0.00	0.00	0.00	0.00	0.00	
22	Sushila Devi	2500.00	0.04	0.00	0.00	0.00	0.00	0.00	0.00	0.00	
23	Sushila Jain	100.00	0	0.00	0.00	0.00	0.00	0.00	0.00	0.00	
24	Vimal Kumar Jain	100.00	0	0.00	0.00	0.00	0.00	0.00	0.00	0.00	
	TOTAL	2163220.00	37.62	0	0.00	0.00	0	0	0	0	0

(*) The term "encumbrance" has the same meaning as assigned to it in regulation 28(3) of the SAST Regulations, 2011


Certified true copy
For RSC International Ltd.


Authorized signatory

(I)(c)(i) Statement showing holding of securities (including shares, warrants, convertible securities) of persons belonging to the category "Public" and holding more than 1% of the total number of shares

Sr. No.	Name of the shareholder	Number of shares held	Shares as a percentage of total number of shares {i.e., Grand Total (A)+(B)+(C) indicated in Statement at para (I)(a) above}	Details of warrants		Details of convertible securities		Total shares (including underlying shares assuming full conversion of warrants and convertible securities) as a % of diluted share capital
				Number of warrants held	As a % total number of warrants of the same class	Number of convertible securities held	% w.r.t total number of convertible securities of the same class	
1	Gyanchand Jain HUF	354200	6.16	0	0	0	0	0
2	Libord Finance Ltd	79100	1.38	0	0	0	0	0
3	Nidhi Dusad	99390	1.73	0	0	0	0	0
4	Vipul Dusad	192630	3.35	0	0	0	0	0
5	Triza Jain	286875	4.99	0	0	0	0	0
TOTAL		1012195	17.60	0	0	0	0	0

Certified true copy
For RSC International Ltd.


Authorized signatory

(I)(c)(ii) Statement showing holding of securities (including shares, warrants, convertible securities) of persons (together with PAC) belonging to the category "Public" and holding more than 5% of the total number of shares of the company

Sr. No.	Name(s) of the shareholder(s) and the Persons Acting in Concert (PAC) with them	Number of shares	Shares as a percentage of total number of shares {i.e., Grand Total (A)+(B)+(C) indicated in Statement at para (I)(a) above}	Details of warrants		Details of convertible securities		Total shares (including underlying shares assuming full conversion of warrants and convertible securities) as a % of diluted share capital
				Number of warrants	As a % total number of warrants of the same class	Number of convertible securities held	% w.r.t total number of convertible securities of the same class	
1	Ghyan Chand Jain HUF	354200	6.16	0	0	0	0	0
TOTAL		354200	6.16	0	0	0	0	0


Certified true copy
For RSC International Ltd.


Authorized signatory

(I)(d) Statement showing details of locked-in shares

Sr. No.	Name of the shareholder	Number of locked-in shares	Locked-in shares as a percentage of total number of shares {i.e., Grand Total (A)+(B)+(C) indicated in Statement at para (I)(a) above}
1			0.00
2			0.00
3			0.00
4			0.00
5			0.00
6			0.00
7			0.00
8			0.00
9			0.00
TOTAL		0	0.00


Certified true copy
For RSC International Ltd.


Authorized signatory

(II)(a) Statement showing details of Depository Receipts (DRs)

Sr. No.	Type of outstanding DR (ADRs, GDRs, SDRs, etc.)	Number of outstanding DRs	Number of shares underlying outstanding DRs	Shares underlying outstanding DRs as a percentage of total number of shares {i.e., Grand Total (A)+(B)+(C) indicated in Statement at para (I)(a) above}
1				0.00
2				0.00
3				0.00
4				0.00
5				0.00
6				0.00
7				0.00
8				0.00
9				0.00
TOTAL		0	0	0.00

Certified true copy
For RSC International Ltd.


Authorized signatory

